

CR 10-X

The economical, compact CR 10-X digitizer is designed as an ideal solution for small practices, offering a cost-effective entry into digital Radiography without compromising on image quality.

- Low cost CR solution with excellent image quality
- Convenient and fast workflow
- Robust, yet easy to install and maintain
- Fits in small spaces and is suited for mobile applications
- Networking capabilities deliver seamless integration

Affordable computed radiography solution that makes no compromises on image quality


The table-top CR 10-X digitizer is based on proven Agfa HealthCare technology, with a modular yet robust design offering affordability without compromising on image quality. Versatile, this computed radiography (CR) digitizer can handle a broad range of digital radiography applications. The total cost of ownership remains low thanks to its ease of installation, maintenance and use, making it a cost-effective way to move from analog to digital. With the CR 10-X, small hospitals and private practices can take advantage of the convenient and fast workflow offered by digital radiography.

Convenient and fast workflow

The CR 10-X works in conjunction with NX, Agfa HealthCare's image identification and quality control tool, for a highly efficient and optimized radiology workflow. It comes with Agfa HealthCare's gold-standard MUSICA software, which automatically handles all calibration and image processing, independently of body part and dose, optimizing the final image quality without the need for any human intervention or special training. The CR 10-X reads imaging plates at the high resolution of 10 pixels/mm (100 μ m pixel pitch). The dedicated cassettes are inserted horizontally, which prevents dust and dirt from being introduced during normal operation.



CR 10-X DIGITIZER



High image quality

The CR 10-X makes no compromises in image quality: it reads imaging plates at the high resolution of 10 pixels/mm. Agfa HealthCare's intelligent MUSICA image processing automatically optimizes image quality.

Robust yet easy to install and maintain

Installing the CR 10-X is fast and easy. Special LED technology in the erasure unit means low power consumption. With its 'one screwdriver' concept and modular, component-based design, maintenance is faster, easier and more cost-effective. Consequently, set up costs are lower and installation simpler. Horizontal cassette insertion prevents dust and dirt from being introduced during normal operation.

Fits in small spaces and is suited for mobile applications

With its table-top size, the CR 10-X digitizer can be placed easily at any location, even small areas, and was designed with ease of use in mind. The CR 10-X can also fit into cars, vans, trucks and other mobile facilities, for mobile applications. Due to the low power consumption, connection to battery can be easily realized.

Networking capabilities deliver seamless integration

The CR 10-X is fully DICOM-compliant, to easily integrate with other solution elements, and can be combined with Agfa HealthCare's SE software suite for a complete softcopy solution or with the DRYSTAR 5302 imager for a hardcopy solution.

CASSETTE SIZES

- CR MD1.0 GENERAL



Cassette Sizes

13.77 x 16.9 in (35 x 43 cm)

Spatial Resolution

10 pixels/mm (including for Full Leg/Full Spine)

- CR MD1.0 GENERAL



9.44 x 11.8 in (24 x 30 cm)
(with cassette adapter)

10 pixels/mm

Bar code

In order to assure higher image quality, each image plate contains a bar code which contains all plate specific data.

Technical Specifications

GENERAL

Digitizer type

- Single cassette feed
- **Throughput:** Up to 78 plates/hour (depending on size and resolution)

Display

- LED Status Indicator
- Status and error messages on external PC monitor

Greyscale resolution

- **Data acquisition:** 20 bits/pixel
- **Output to processor:** 16 bits/pixel square root compressed

Dimensions and weight

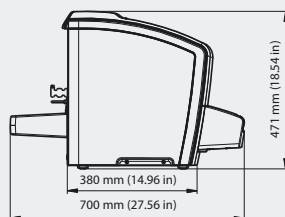
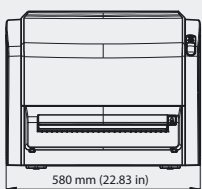
- **(W x D x H):** 22.83 x 27.56 x 18.54 in (580 x 700 x 471 mm)
- **Depth without cassette unit and extension:** 14.96 in (380 mm)
- **Weight:** 29 kg

Power

- **Autoranging external power supply (24V output)**
- **Input:**
 - 100V - 240V
 - < 2A
 - 50/60 Hz
 - fuse: Europe max 16A; USA max 15A

Minimum requirements

- CR MD1.0 GENERAL PLATE
- CR MD1.0 GENERAL CASSETTE
- CR MD1.0 CASSETTE ADAPTER
9.44 X 11.8 IN (24 X 30 CM)
- NX



Environmental conditions

- In line with: IEC 721-3-3 (1997): class 3K2, with the following extension:
 - Temperature: 59-95° F (15-35° C)

Environmental effects

- **Noise level:** max. 65 dB (A)
- **Heat dissipation:** standby 30 W, max. 108 W

Mobile use

- In line with IEC721-3-3 (1997): 3K2 with the following restrictions:
 - Temperature: 59-95° F (+15° C to +35° C)
 - Humidity: 15 - 75 % RH (non-condensing)
 - **During transport with mobile kit:** in line with IEC721-3-5: 5K1 and 5M3

Transport

- In line with: IEC 721-3-2 (1997): class 2K2, with the following restrictions: -4 to 131° F (-25 to +55° C)

Storage

- Packed device shall withstand the following mechanical conditions: IEC 721-3-1: class 1M2 and IEC 721-3-2 (1993): class 2M3; including sea transport.
- In line with IEC721-3-1: class 1K4

SAFETY

Approvals

- CE, cNRTLus

SAFETY

General

The product has been designed in accordance with the MEDDEV Guidelines relating to the application of Medical Devices and has been tested as a part of the conformity assessment procedures required by 93/42/EEC Medical Device Directive (European Council Directive) 93/42/EEC on Medical Devices.

- ISO 13485:2003
- IEC 62366:2007
- IEC 62304:2006
- ISO 14971:2007

Safety

- IEC 60601-1:2005
- UL 60601-1:2003
- CAN/CSA C22.2 No 601.1-M90

Electromagnetic Compatibility

- IEC 60601-1-2:2007
- FCC Rules 47 CRF part 15 subpart B
- CAN/CSA 22.2 No 60601-1-2-08

Laser Safety

- IEC 60825-1:1993
- IEC 60825-1:2007

Environmental Compliance

- WEEE 2012/19/EC
- RoHS 2 Directive 2011/65/EU

CR 10-X DIGITIZER

Agfa HealthCare, a member of the Agfa-Gevaert Group, is a leading global provider of diagnostic imaging and healthcare IT solutions. The company has nearly a century of healthcare experience and has been a pioneer on the healthcare IT market since the early 1990's. Today Agfa HealthCare designs, develops and delivers state-of-the-art systems for capturing, managing and processing diagnostic images and clinical/administrative information for hospitals and healthcare facilities, as well as contrast media solutions to enable effective medical imaging results. ■

www.agfahealthcare.com

Agfa and the Agfa rhombus are trademarks of Agfa-Gevaert N.V., Belgium, or its affiliates. MUSICA, NX, SE, and DRYSTAR are trademarks of Agfa HealthCare N.V. All other trademarks are held by their respective owners and are used in an editorial fashion with no intention of infringement. The data in this publication are for illustration purposes only and do not necessarily represent standards or specifications, which must be met by Agfa HealthCare. All information contained herein is intended for guidance purposes only, and characteristics of the products and services described in this publication can be changed at any time without notice. Products and services may not be available for your local area. Please contact your local sales representative at agfa.com for availability information. Agfa HealthCare diligently strives to provide as accurate information as possible, but shall not be responsible for any typographical error.

© 2016 Agfa HealthCare Corporation
All rights reserved
Published by
Agfa HealthCare Corporation
10 South Academy Street
Greenville, SC 29601 USA
5TNLR US 00201601

AGFA 
HealthCare